



MICROWAVE COMPONENT

C-BAND

eBPF-C

EXTREME BAND PASS FILTER



APPLICATIONS

- Rejects terrestrial interference in C-Band (5G, Radar and C-Band transmitter)
- Exceptional performance with narrow, < 20 MHz, guard band
- Easily installed between the feed and LNB
- Suitable for use with Norsat's C-Band LNBs
- Environmentally sealed and moisture resistant (IP66)

SPECIFICATIONS (eBPF-C-1)

Frequency Range	3.70 - 4.20 GHz
VSWR	1.4 : 1 max.
Group Delay Variation within ± 0.5 MHz	3.0 ns max.
Insertion Loss in Band	1.4 dB max.
Rejection	60 dB min at 3.682 GHz 25 dB min at 4.230 GHz
Waveguide Flange	CPR-229G (input), CPR-229F (output)
Dimensions (L x W x H)	185 mm x 100 mm x 71 mm (7.28 in x 3.94 in x 2.79 in)
Weight	< 970 g

SPECIFICATIONS (eBPF-C-2)

Frequency Range	3.625 - 4.200 GHz
VSWR	1.4 : 1 max.
Group Delay Variation within ± 0.5 MHz	3.0 ns max.
Insertion Loss in Band	1.4 dB max.
Rejection	60 dB min at 3.607 GHz 25 dB min at 4.230 GHz
Waveguide Flange	CPR-229G (input), CPR-229F (output)
Dimensions (L x W x H)	185 mm x 100 mm x 71 mm (7.28 in x 3.94 in x 2.79 in)
Weight	< 970 g

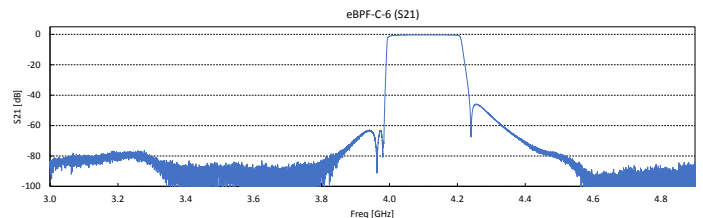
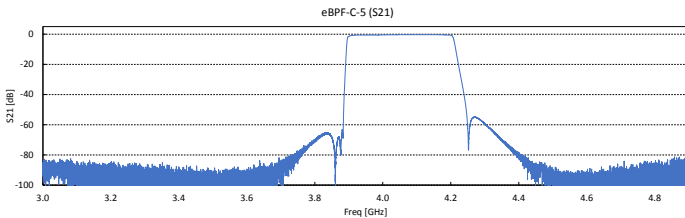
SPECIFICATIONS (eBPF-C-3)

Frequency Range	3.754 - 4.200 GHz
VSWR	1.4 : 1 max.
Group Delay Variation within ± 0.5 MHz	3.0 ns max.
Insertion Loss in Band	1.4 dB max.
Rejection	60 dB min at 3.736 GHz 25 dB min at 4.230 GHz
Waveguide Flange	CPR-229G (input), CPR-229F (output)
Dimensions (L x W x H)	185 mm x 100 mm x 71 mm (7.28 in x 3.94 in x 2.79 in)
Weight	< 970 g

SPECIFICATIONS (eBPF-C-4)

Frequency Range	3.80 - 4.20 GHz
VSWR	1.4 : 1 max.
Group Delay Variation within ± 0.5 MHz	3.0 ns max.
Insertion Loss in Band	1.4 dB max.
Rejection	60 dB min at 3.782 GHz 25 dB min at 4.230 GHz
Waveguide Flange	CPR-229G (input), CPR-229F (output)
Dimensions (L x W x H)	185 mm x 100 mm x 71 mm (7.28 in x 3.94 in x 2.79 in)
Weight	< 970 g





SPECIFICATIONS (eBPF-C-5)

Frequency Range	3.90 - 4.20 GHz
VSWR	1.4 : 1 max.
Group Delay Variation within ± 0.5 MHz	3.0 ns max.
Insertion Loss in Band	1.4 dB max.
Rejection	60 dB min at 3.882 GHz 25 dB min at 4.230 GHz
Waveguide Flange	CPR-229G (input), CPR-229F (output)
Dimensions (L x W x H)	185 mm x 100 mm x 71 mm (7.28 in x 3.94 in x 2.79 in)
Weight	< 970 g

SPECIFICATIONS (eBPF-C-6)

Frequency Range	4.00 - 4.20 GHz
VSWR	1.4 : 1 max.
Group Delay Variation within ± 0.5 MHz	3.0 ns max.
Insertion Loss in Band	1.4 dB max.
Rejection	60 dB min at 3.982 GHz 25 dB min at 4.230 GHz
Waveguide Flange	CPR-229G (input), CPR-229F (output)
Dimensions (L x W x H)	170 mm x 100 mm x 71 mm (6.69 in x 3.94 in x 2.79 in)
Weight	< 900 g

SPECIFICATIONS (eBPF-C-7)

Frequency Range	4.10 - 4.20 GHz
VSWR	1.4 : 1 max.
Group Delay Variation within ± 0.5 MHz	3.0 ns max.
Insertion Loss in Band	1.4 dB max.
Rejection	60 dB min at 4.082 GHz 25 dB min at 4.230 GHz
Waveguide Flange	CPR-229G (input), CPR-229F (output)
Dimensions (L x W x H)	160 mm x 100 mm x 71 mm (6.3 in x 3.94 in x 2.79 in)
Weight	< 900 g

SPECIFICATIONS (eBPF-C-8)

Frequency Range	3.82 - 4.20 GHz
VSWR	1.4 : 1 max.
Group Delay Variation within ± 0.5 MHz	3.0 ns max.
Insertion Loss in Band	1.4 dB max.
Rejection	60 dB min at 3.802 GHz 25 dB min at 4.230 GHz
Waveguide Flange	CPR-229G (input), CPR-229F (output)
Dimensions (L x W x H)	185 mm x 100 mm x 71 mm (7.3 in x 3.94 in x 2.79 in)
Weight	< 970 g

HOW TO ORDER

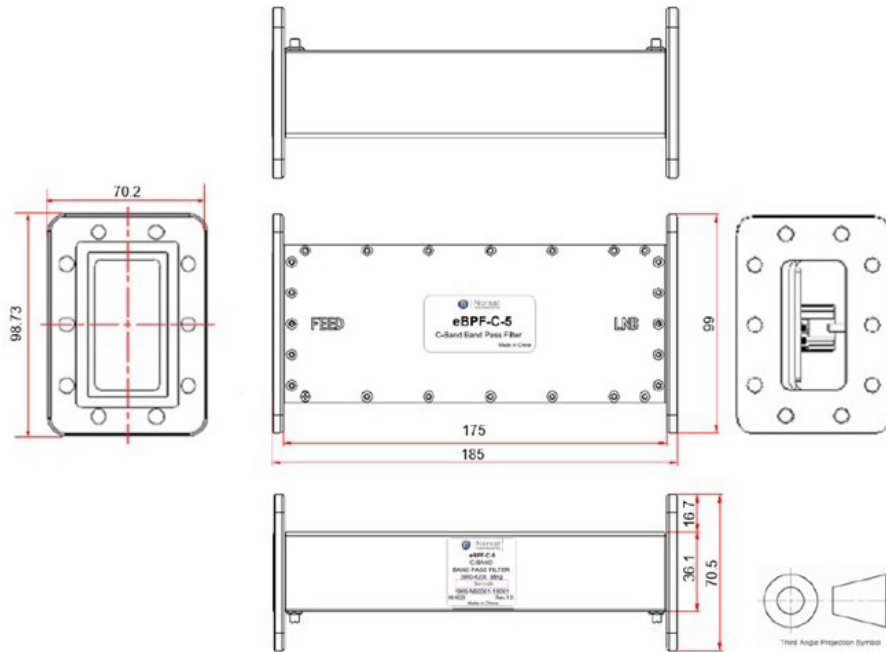
eBPF-C-5

- FREQUENCY**
- 1: 3.700 - 4.200 GHz
 - 2: 3.625 - 4.200 GHz
 - 3: 3.754 - 4.200 GHz
 - 4: 3.800 - 4.200 GHz
 - 5: 3.900 - 4.200 GHz
 - 6: 4.000 - 4.200 GHz
 - 7: 4.100 - 4.200 GHz
 - 8: 3.820 - 4.200 GHz



MECHANICAL DIAGRAM

eBPF-C-5



eBPF-C-6

