

Creating Filters and Components to 50 Ghz for Over 50 Years!

Ka-Band Transmit Reject Filter

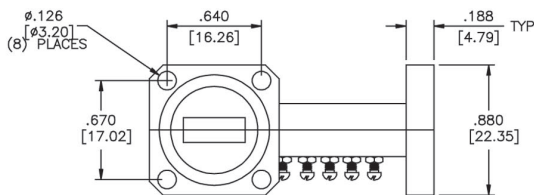
Model 19609

This compact bandpass filter (w/90 degree bend) provides good rejection of the transmit band with minimal effect on the receive band.

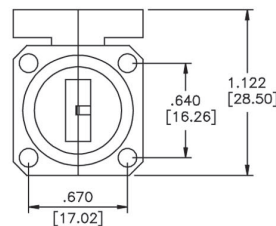
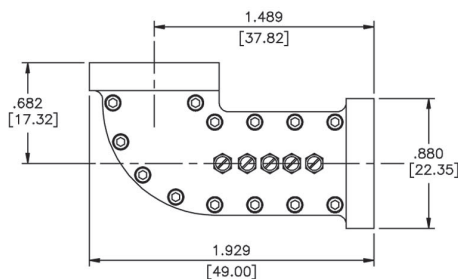
- Can be used for commercial & military applications.
- Alternate flange configurations are available upon request.

Specifications:

Passband:	19.2 – 21.2 GHz
Passband Insertion Loss:	0.10 dB Approx
Passband VSWR:	1.2:1 Max
Group Delay Variation:	0.1 nS Max
Rejection:	80 dB Typ; 70 dB Min from 29 – 31 GHz
Flanges:	WR42 Grooved
Temperature Range:	-40°C to +75°C
Dimensions:	1.93" x 1.12" x 0.88" (49 mm x 28 mm x 22 mm)
Finish:	White Lacquer



DIMENSIONS ARE IN INCHES [METRIC]
UNLESS SPECIFIED ±.020 [±.5]



All MFC Products Designed and Manufactured in the USA



E-Mail: Sales@iktechcorp.com